



SMT Power Inductors – MSS6132



- 6.1 × 6.1 mm footprint; 3.2 mm high shielded inductors
- Low DCR and excellent current handling

Designer's Kit C364 contains 3 of each value

Core material Ferrite

Terminations RoHS compliant gold over nickel over phos bronze. Other terminations available at additional cost.

Weight 0.33 – 0.38 g

Ambient temperature –40°C to +85°C with I_{rms} current, +85°C to +125°C with derated current

Storage temperature Component: –40°C to +125°C. Packaging: –55°C to +80°C

Resistance to soldering heat Max three 40 second reflows at +260°C, parts cooled to room temperature between cycles

Moisture Sensitivity Level (MSL) 1 (unlimited floor life at <30°C / 85% relative humidity)

Mean Time Between Failures (MTBF) 26,315,789 hours

Packaging 500/7" reel, 1500/13" reel; Plastic tape: 16 mm wide, 0.3 mm thick, 12 mm pocket spacing, 3.1 mm pocket depth

PCB washing Only pure water or alcohol recommended

Part number ¹	Inductance ² ±20% (µH)	DCR max (Ohms)	SRF typ ³ (MHz)	Isat (A) ⁴			Irms (A) ⁵	
				10% drop	20% drop	30% drop	20°C rise	40°C rise
MSS6132-472ML_	4.7	0.056	65.0	2.18	2.60	2.84	2.30	3.10
MSS6132-562ML_	5.6	0.060	60.0	2.10	2.50	2.74	2.20	2.95
MSS6132-682ML_	6.8	0.065	47.0	1.80	2.12	2.30	2.10	2.80
MSS6132-822ML_	8.2	0.070	45.0	1.78	2.06	2.22	2.00	2.65
MSS6132-103ML_	10	0.085	39.0	1.36	1.64	1.84	1.90	2.50
MSS6132-123ML_	12	0.110	33.0	1.30	1.54	1.70	1.75	2.35
MSS6132-153ML_	15	0.135	27.0	1.16	1.42	1.56	1.65	2.20
MSS6132-183ML_	18	0.160	24.0	1.04	1.22	1.36	1.55	2.05
MSS6132-223ML_	22	0.190	21.0	0.97	1.12	1.22	1.45	1.90
MSS6132-273ML_	27	0.235	19.0	0.91	1.08	1.18	1.30	1.75
MSS6132-333ML_	33	0.310	18.0	0.81	0.96	1.10	1.20	1.60
MSS6132-393ML_	39	0.345	17.0	0.79	0.92	0.99	1.10	1.45
MSS6132-473ML_	47	0.380	16.0	0.72	0.86	0.93	0.95	1.30
MSS6132-563ML_	56	0.430	14.0	0.61	0.72	0.79	0.85	1.15
MSS6132-683ML_	68	0.580	12.0	0.55	0.63	0.69	0.73	1.00
MSS6132-823ML_	82	0.640	10.0	0.53	0.62	0.67	0.60	0.85
MSS6132-104ML_	100	0.820	9.0	0.45	0.54	0.59	0.50	0.69

1. Please specify **termination** and **packaging** codes:

MSS6132-823ML C

Termination: L = RoHS compliant gold over nickel over phos bronze
Special order:
T = RoHS tin-silver-copper (95.5/4/0.5)
or S = non-RoHS tin-lead (63/37).

Packaging: C = 7" machine-ready reel EIA-481 embossed plastic tape (500 per full reel).

B = Less than full reel In tape, but not machine-ready. To have a leader and trailer added (\$25 charge), use code letter C instead.

D = 13" machine-ready reel EIA-481 embossed plastic tape. Factory order only, not stocked (1500 per reel per full reel).

2. Inductance tested at 100 kHz, 0.1 Vrms, 0 Adc using an Agilent/HP 4263B LCR meter or equivalent.

3. SRF measured using Agilent/HP 4191A or equivalent.

4. DC current at which the inductance drops 10% (typ) from its value without current.

5. Current that causes the specified temperature rise from 25°C ambient.

6. Electrical specifications at 25°C.

See Qualification Standards section for environmental and test data.

Refer to Doc 362 "Soldering Surface Mount Components" before soldering.

SPICE models
ON OUR WEB SITE OR CD

Coilcraft[®]

Specifications subject to change without notice.
Please check our website for latest information.

Document 641-1 Revised 08/23/07

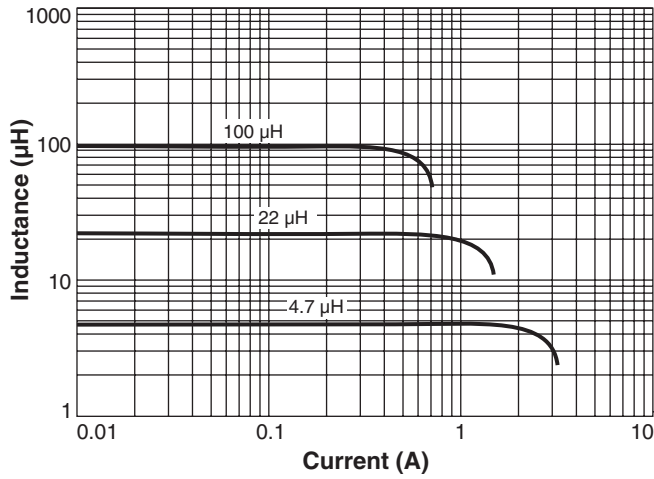
1102 Silver Lake Road Cary, Illinois 60013 Phone 847/639-6400 Fax 847/639-1469

E-mail info@coilcraft.com Web <http://www.coilcraft.com>

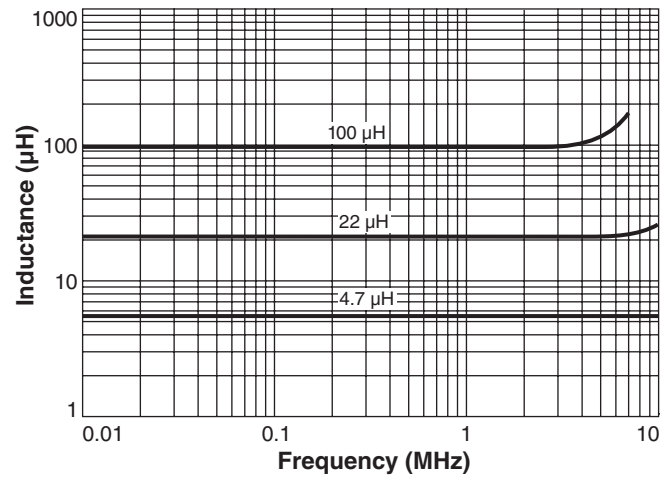


SMT Power Inductors – MSS6132

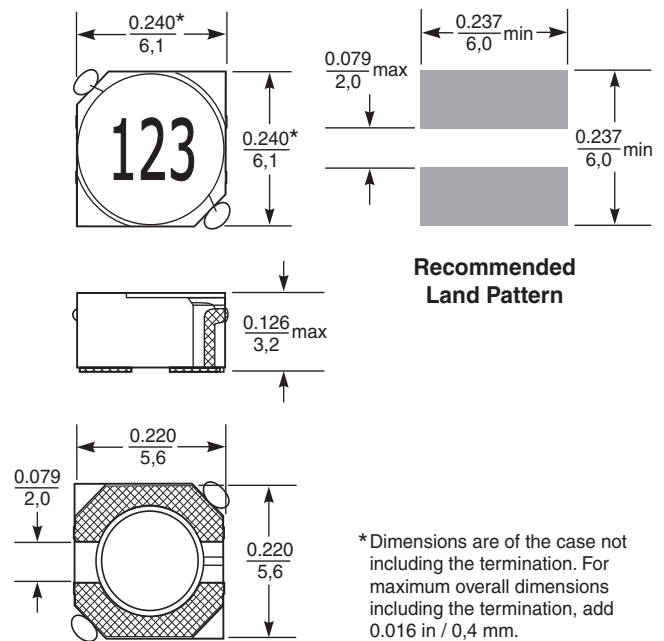
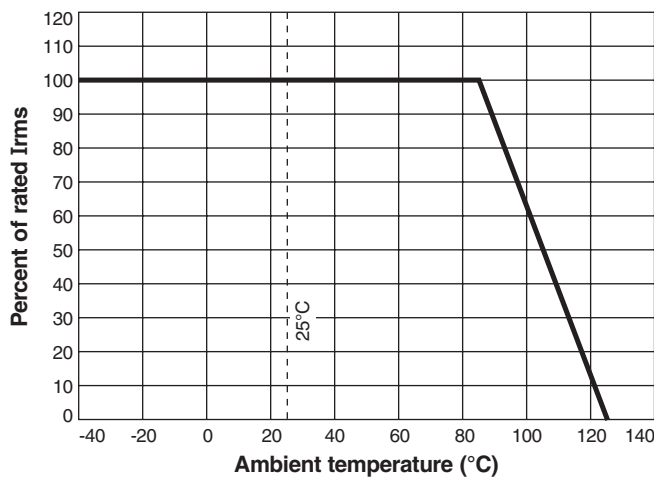
Typical L vs Current



Typical L vs Frequency



Irms Derating



Dimensions are in $\frac{\text{inches}}{\text{mm}}$



Specifications subject to change without notice. Please check our website for latest information.

Document 641-2 Revised 08/23/07

1102 Silver Lake Road Cary, Illinois 60013 Phone 847/639-6400 Fax 847/639-1469

E-mail info@coilcraft.com Web <http://www.coilcraft.com>