

Surface Mount RF Transformer

ADTL1-18-75+ ADTL1-18-75

75Ω 5 to 1800 MHz



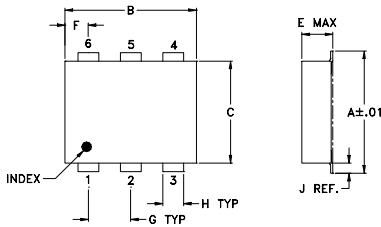
Maximum Ratings

Operating Temperature	-20°C to 85°C
Storage Temperature	-55°C to 100°C
RF Power	0.25W
DC Current	30mA

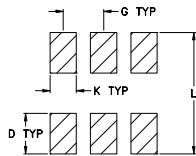
Pin Connections

PRIMARY DOT	1
PRIMARY	3
SECONDARY DOT	6
SECONDARY	4
NOT USED	2,5

Outline Drawing



PCB Land Pattern



Suggested Layout,
Tolerance to be within ±.002

Outline Dimensions (inch/mm)

A	B	C	D	E	F	G
.272	.310	.220	.100	.112	.055	.100
6.91	7.87	5.59	2.54	2.84	1.40	2.54

H	J	K	L	wt
.030	.026	.065	.300	grams
0.76	0.66	1.65	7.62	0.20

Features

- wideband, 5 to 1800 MHz
- balanced transmission line
- aqueous washable
- protected under US patent 6,133,525

Applications

- impedance matching
- balanced amplifier
- cellular
- GPS

CASE STYLE: CD542
PRICE: \$2.95 ea. QTY (10-49)

+ RoHS compliant in accordance with EU Directive (2002/95/EC)

The +Suffix identifies RoHS Compliance. See our web site for RoHS Compliance methodologies and qualifications.

Transformer Electrical Specifications

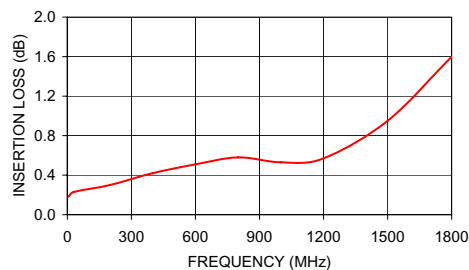
Ω RATIO	FREQUENCY (MHz)	INSERTION LOSS*			PHASE UNBALANCE (Deg.) Typ.		AMPLITUDE UNBALANCE (dB) Typ.	
		3 dB MHz	2 dB MHz	1 dB MHz	1 dB bandwidth	2 dB bandwidth	1 dB bandwidth	2 dB bandwidth
1	5-1800	-	5-1800	25-1200	3	4	0.4	0.4

* Insertion Loss is referenced to mid-band loss, 0.4 dB typ.

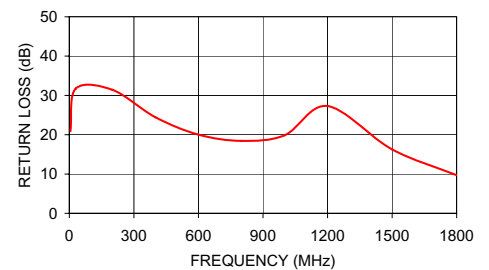
Typical Performance Data

FREQUENCY (MHz)	INSERTION LOSS (dB)	INPUT R. LOSS (dB)	AMPLITUDE UNBALANCE (dB)	PHASE UNBALANCE (Deg.)
5.00	0.18	20.90	1.01	20.51
30.00	0.23	31.73	0.72	4.08
200.00	0.30	31.44	0.54	0.47
400.00	0.42	24.44	0.42	2.05
600.00	0.51	20.03	0.28	3.18
800.00	0.58	18.44	0.11	3.74
1000.00	0.53	19.85	0.07	3.93
1200.00	0.57	27.29	0.27	3.67
1500.00	0.95	16.27	0.46	3.10
1800.00	1.60	9.71	0.44	2.21

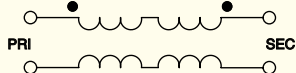
ADTL1-18-75
INSERTION LOSS



ADTL1-18-75
INPUT RETURN LOSS



Config. G



Mini-Circuits®
ISO 9001 ISO 14001 CERTIFIED

ALL NEW
minicircuits.com

P.O. Box 350166, Brooklyn, New York 11235-0003 (718) 934-4500 Fax (718) 332-4661 For detailed performance specs & shopping online see Mini-Circuits web site



The Design Engineers Search Engine Provides ACTUAL Data Instantly From MINI-CIRCUITS At: www.minicircuits.com

RF/IF MICROWAVE COMPONENTS

REV. C
M102713
ADTL1-18-75
ED-6636A/9
DJ/TD/CP/AM
070714