


# Plug-In Voltage Controlled Oscillator

## POS-150P+ POS-150P

5V Tuning for PLL IC's 72 to 91 MHz



### Features

- 5V tuning voltage range
- low phase noise
- hermetically sealed

### Applications

- PLL circuitry
- instrumentation

CASE STYLE: A06  
PRICE: \$12.95 ea. QTY (5-49)

**+ RoHS compliant in accordance  
with EU Directive (2002/95/EC)**

*The +Suffix identifies RoHS Compliance. See our web site  
for RoHS Compliance methodologies and qualifications.*

### Electrical Specifications

FREQUENCY (MHz)		POWER OUTPUT (dBm)	TUNING VOLTAGE (V)		PHASE NOISE (dBc/Hz) SSB at offset frequencies: Typ.				PULLING pk-pk @ 12 dB (MHz)	PUSHING (MHz/V)	TUNING SENSITIVITY (MHz/V)	HARMONICS (dBc)		3 dB MODULATION BANDWIDTH (MHz)	DC OPERATING POWER	
Min.	Max.		Min.	Max.	1 kHz	10 kHz	100 kHz	1 MHz				Typ.	Typ.		Typ.	Max.
72	91	10	0.5	5.0	-84	-104	-126	-147	0.8	0.3	6-9	-25	-17	0.1	12	20

### Pin Connections

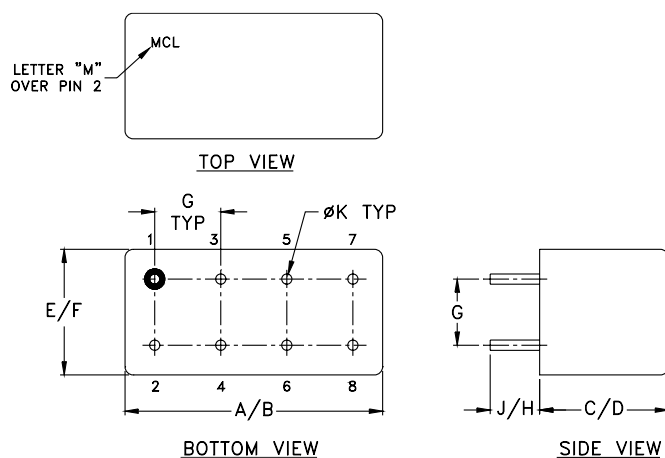
RF OUT	2
VCC	1
V-TUNE	8
GROUND	3,4,5,6,7
CASE GROUND	3,4,5,6,7

### Maximum Ratings

Operating Temperature	-55°C to 85°C
Storage Temperature	-55°C to 100°C
Absolute Max. Supply Voltage (Vcc)	+16V
Absolute Max. Tuning Voltage (Vtune)	+7V

all specifications: 50 ohm system

### Outline Drawing



### Outline Dimensions (inch/mm)

A	B	C	D	E	F	G	H	J	K	wt
.770	.800	.285	.310	.370	.400	.200	.20	.14	.031	grams
19.558	20.32	7.239	7.874	9.398	10.16	5.08	5.08	3.556	0.7874	5.2

**Mini-Circuits®**  
ISO 9001 ISO 14001 CERTIFIED

ALL NEW  
minicircuits.com

P.O. Box 350166, Brooklyn, New York 11235-0003 (718) 934-4500 Fax (718) 332-4661 For detailed performance specs & shopping online see Mini-Circuits web site



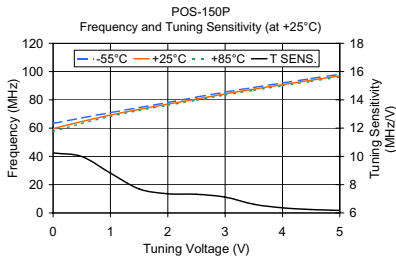
The Design Engineers Search Engine Provides ACTUAL Data Instantly From MINI-CIRCUITS At: [www.minicircuits.com](http://www.minicircuits.com)

RF/IF MICROWAVE COMPONENTS

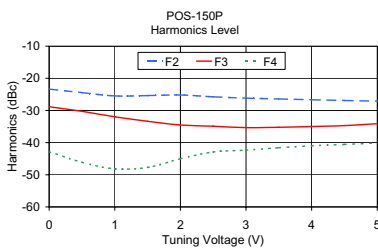
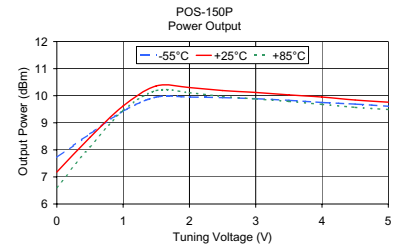
REV. H  
M98898  
POS-150P  
SK/TD/CP  
070604  
Page 1 of 2

# Performance Data & Curves

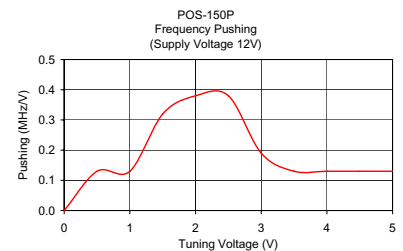
# POS-150P+ POS-150P



V TUNE	TUNING SENS. (MHz/V)	FREQUENCY (MHz)			POWER OUTPUT (dBm)		
		-55°C	+25°C	+85°C	-55°C	+25°C	+85°C
0.00	10.24	63.31	59.60	57.51	7.72	7.18	6.61
0.50	9.99	67.21	64.66	63.26	8.59	8.46	8.11
1.00	8.82	70.96	69.22	68.25	9.43	9.62	9.45
1.50	7.70	74.52	73.21	72.43	9.95	10.36	10.19
2.00	7.36	78.14	76.93	76.19	9.95	10.30	10.11
2.50	7.32	81.92	80.54	79.77	9.93	10.19	9.97
3.00	7.12	85.50	84.18	83.40	9.89	10.12	9.88
3.50	6.61	88.81	87.54	86.76	9.83	10.03	9.79
4.00	6.36	91.97	90.75	89.97	9.75	9.95	9.68
4.50	6.24	95.04	93.89	93.10	9.69	9.84	9.57
5.00	6.18	98.10	96.99	96.21	9.61	9.76	9.49



V TUNE	HARMONICS (dBc)			FREQ. PUSHING (MHz/V)
	F2	F3	F4	
0.00	-23.33	-28.83	-42.83	0.00
0.50	-24.44	-30.27	-46.11	0.13
1.00	-25.46	-31.96	-48.13	0.13
1.50	-25.37	-33.37	-47.70	0.32
2.00	-25.17	-34.51	-45.01	0.38
2.50	-25.73	-34.90	-42.90	0.38
3.00	-26.16	-35.33	-42.33	0.19
3.50	-26.40	-35.24	-41.57	0.13
4.00	-26.66	-34.99	-40.99	0.13
4.50	-26.88	-34.71	-40.55	0.13
5.00	-27.11	-34.11	-40.11	0.13



P.O. Box 350166, Brooklyn, New York 11235-0003 (718) 934-4500 Fax (718) 332-4661 For detailed performance specs & shopping online see Mini-Circuits web site



The Design Engineers Search Engine Provides ACTUAL Data Instantly From MINI-CIRCUITS At: [www.minicircuits.com](http://www.minicircuits.com)

RF/IF MICROWAVE COMPONENTS