

Surface Mount RF Transformer

50Ω

1 to 200 MHz

TX9-1+
TX9-1



CASE STYLE: TT240
PRICE: \$4.70 ea. QTY (1-9)

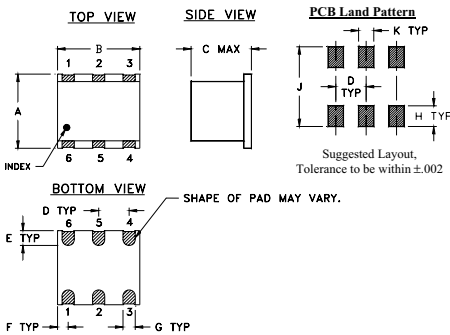
Maximum Ratings

Operating Temperature	-20°C to 85°C
Storage Temperature	-55°C to 100°C
RF Power	0.25W
DC Current	30mA

Pin Connections

PRIMARY DOT	4
PRIMARY	6
SECONDARY DOT	3
SECONDARY	1
NOT USED	2,5

Outline Drawing



Outline Dimensions (inch/mm)

A	B	C	D	E	F
.250	.31	.20	.100	.050	.055
6.35	7.87	5.08	2.54	1.27	1.40
G	H	J	K	wt	
.040	.070	.270	.050	grams	
1.02	1.78	6.86	1.27	0.50	

Features

- wideband, 1 to 200 MHz
- good return loss

Applications

- impedance matching
- VHF
- receivers/transmitters

+ RoHS compliant in accordance with EU Directive (2002/95/EC)

The +Suffix identifies RoHS Compliance. See our web site for RoHS Compliance methodologies and qualifications.

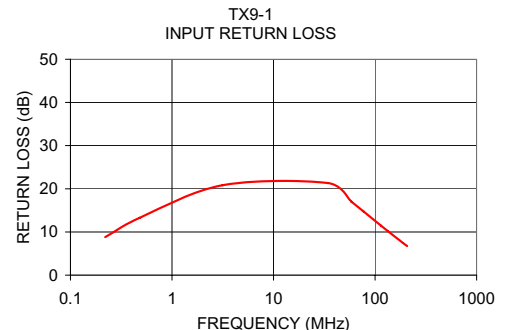
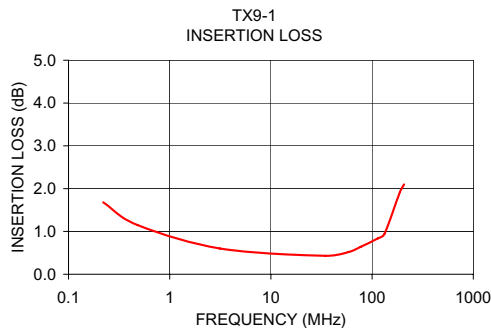
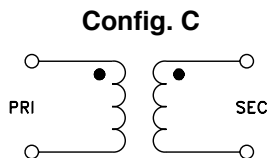
Transformer Electrical Specifications

Ω RATIO	FREQUENCY (MHz)	INSERTION LOSS*		
		3 dB MHz	2 dB MHz	1 dB MHz
9	1-200	1-200	1.5-160	3-70

* Insertion Loss is referenced to mid-band loss, 0.4 dB typ.

Typical Performance Data

FREQUENCY (MHz)	INSERTION LOSS (dB)	INPUT R. LOSS (dB)
0.22	1.68	8.81
0.48	1.15	13.27
3.14	0.60	20.82
34.28	0.43	21.33
58.57	0.52	17.01
77.14	0.64	14.74
114.28	0.84	11.47
132.85	0.95	10.25
188.57	1.92	7.46
207.14	2.10	6.75



Mini-Circuits®
ISO 9001 ISO 14001 CERTIFIED

ALL NEW
minicircuits.com

P.O. Box 350166, Brooklyn, New York 11235-0003 (718) 934-4500 Fax (718) 332-4661 For detailed performance specs & shopping online see Mini-Circuits web site



The Design Engineers Search Engine Provides ACTUAL Data Instantly From MINI-CIRCUITS At: www.minicircuits.com

RF/IF MICROWAVE COMPONENTS

REV. A
M118049
TX9-1
IG/TD/CP/AM
080603